

LIW

"LTW" SERIES WEIGHING SYSTEM ON FORKHOLDER PLATE



WEIGHING MODULE FOR FORK LIFT TRUCKS with fixing guide according to FEM2 standards, for transforming a normal lift truck into a mobile electronic scale. Available also CE-M APPROVED.
Memory Card option available for weighing data storage.

MAIN FEATURES

- 17-key numerical and functional waterproof keypad.
- 25mm LCD backlit display with 6 high contrast digits with icons indicating the active functions.
- Easy to clean ABS waterproof IP65 enclosure built to withstand harsh treatment and corrosive environments.
- Bearing structure in extra thick sheet steel and accurate functioning mechanics with 2 shear-beam IP68 load cells.
- Dimensions: 910x407x110 mm; kit weighs 184 kg.
- Hermetically sealed junction box fitted with cable extendible up to 5m (or non-extendible 10m cable insertable in column) for connection to weight indicator.
- Accuracy: +/- 0.05% of the capacity.
- Max. horizontal inclination (flexibility): +/- 2° with the same accuracy characteristics.
- Max. allowable overload: more than 300% f.s., with protection limit switch in case of broken hinges.
- Max. barycentric shifting: 55 mm.
- Digital calibration and set-up through keyboard or PC with DINITOOLS™.
- Indicator power supply through built-in rechargeable battery; 40-hour approximate operating time.
- Programmable auto power saving function.
- Equipped with 230Vac 50 Hz indicator battery charger (approximate 8-hour indicator recharge time).
- Bi-directional RS232/C port for connection to printer.
- Bi-directional RS232/C serial output for radio modem, PC or portable terminal.

SELECTABLE FUNCTIONS

- High Resolution Weighing x 10
- Net/Gross or lb/kg conversion
- Accumulation
- Formula weighing
- Percentage weighing
- Counting (Max. resolution of 1.500.000 divisions).

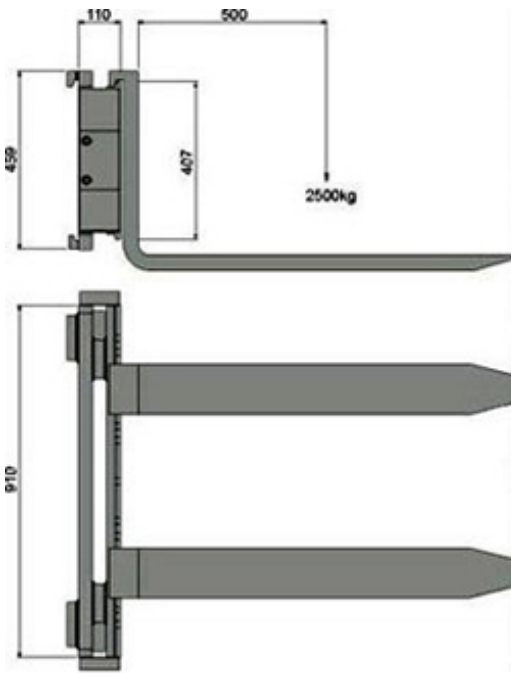
KEYBOARD AND PRINTING FUNCTIONS

- KEYBOARD: Zeroing, Automatic tare, Presetable tare, printing and/or data transmission, selectable function command, on/off switching.
- PRINTING: Configurable print layout with:
 - 4 heading lines (with DINITOOLS)
 - Gross-Tare-Net and ticket number
 - Date and time (only with DFCLK)
 - Print of barcode 39 for LP542S labeller or for OBTPR printer.

OPTIONS ONLY AVAILABLE AT TIME OF ORDER



- Thermal printer integrated to the column
- Modem radio option box
- WI-FI interface
- Alibi memory with time/date
- Time/Date
- 2 inputs + 2 outputs configurable on gross or net weight

DETAIL 1



VERSIONS

Available versions

Code	Max (kg)	d (kg)	CE-M 2x3000e (kg)
LTW6	600	0,2	--
LTW15	1500	0,5	--
LTW15D	600/1500	0,2/0,5	--
LTW25	2500	0,5	--
LTW15DM 	600/1500	--	1/2
LTW25DM 	1500/2500	--	2/5



www.diniargeo.com



“YOUR WORLDWIDE PARTNER FOR WEIGHING,”

DINI ARGEO
FRANCE sarl
Nogent-sur-Marne
info.fr@diniargeo.com

DINI ARGEO
GMBH
Sinsheim - Germany
info.de@diniargeo.com

DINI ARGEO
UK Ltd
Taunton - United Kingdom
info.uk@diniargeo.com

DINI ARGEO WEIGHING
INSTRUMENTS Ltd
Shanghai - China
info.cn@diniargeo.com

DINI ARGEO
WEIGHBRIDGES
Calto (RO) – Italy
info@diniargeo.com



HEAD OFFICE

Via Della Fisica, 20
41042 Spezzano di Fiorano Modena - Italy
Tel. +39.0536 843418 Fax. +39.0536 843521
info@diniargeo.com

SERVICE ASSISTANCE

Via Dell'Elettronica, 15
41042 Spezzano di Fiorano Modena - Italy
Tel. +39.0536 921784 Fax. +39.0536 926654
service@diniargeo.com



SALES AND TECHNICAL ASSISTANCE SERVICE